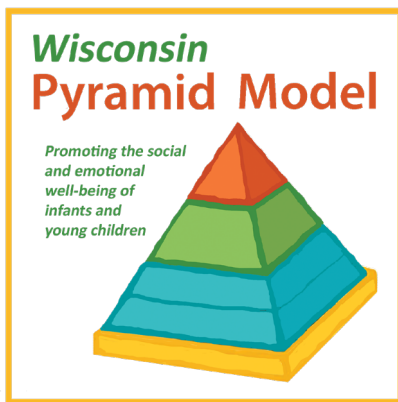


Wisconsin Pyramid Model State Leadership **ADVISORY** Team Meeting

October 5th, 2021



Please check in using chat:

Name, Organization

REVISED JULY 2021

WISCONSIN PYRAMID MODEL VISION

Each and every Wisconsin infant and young child will experience nurturing and authentic relationships within engaging, culturally responsive environments that honor diversity in all its forms in order to ensure healthy social and emotional development.

WISCONSIN PYRAMID MODEL MISSION

We advocate, train and coach to elevate awareness, honor relationships and support adults to apply skills and strategies that ensure equitable outcomes for infants, young children and their families through intentional implementation of the Wisconsin Pyramid Model in programs and communities.

Recrafted by Core Leadership Team, July 2021

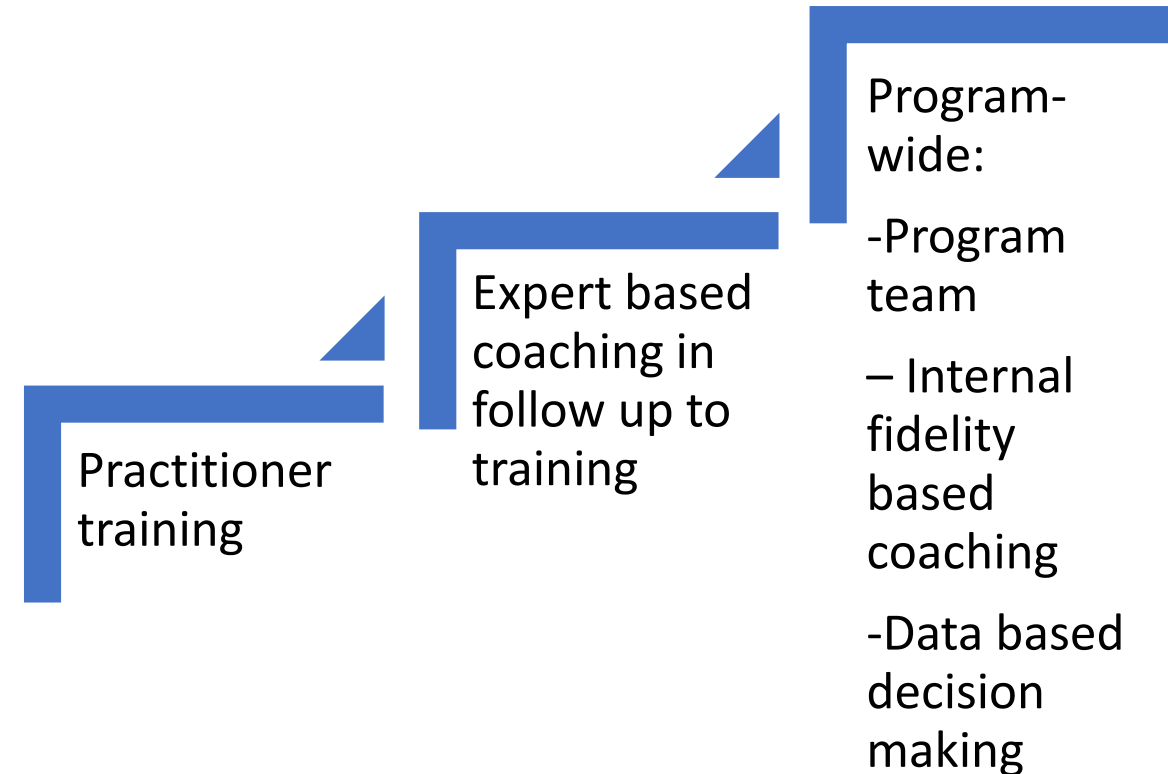
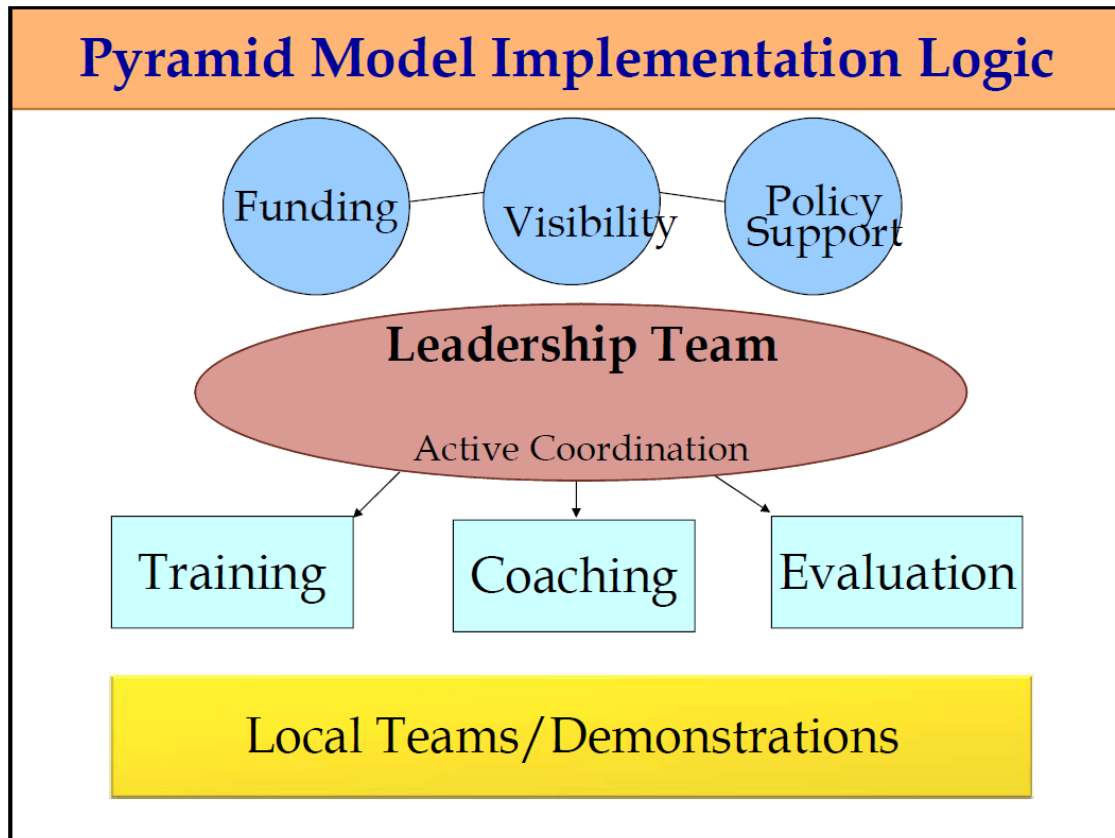
What 3 words or phrases resonate with you or your work?



Our agenda for today

1. Review of Core Team's rating of the critical elements of the [Pyramid Model State Leadership Team Benchmarks of Quality](#) .
2. Highlights of Wisconsin Pyramid Model activities
3. Your advice on priority areas and/or activities:
 - Workgroup structure
 - Key connections to be made

Implementing the Pyramid Model in Wisconsin



**State Leadership Team
Benchmarks of Quality:**
Implementing
the Pyramid Model
Statewide



| Critical Elements (& sub-elements) | Benchmarks of Quality | Who (e.g., SLT, staff) | Element | | |
|---------------------------------------|---|---------------------------|-------------------|-------------------------------------|-----------------------------|
| | | | Not in place 0 | Emerging/ Needs Improvement 1 | In Place (Evidence) 2 |
| State Leadership Team (SLT) | | | | | |
| SLT Membership and Logistics | 1. The SLT has written criteria for membership which ensures broad representation from a range of stakeholders, programs, and agencies (e.g., early childhood special education, early intervention). | | | | |

The "Critical Elements" listed in this column represent the core features and structures needed to implement and sustain the use of the Pyramid Model successfully.

The items under the "Benchmarks of Quality" column describe the functions to be performed in order to operationalize the core feature. The relevant implementation stage is aligned with each Benchmark function to help the SLT match activities to the stage of work.

In the "Who" column, indicate the person or structure (e.g., coordinator, staff, SLT) responsible for that item.

For each item marked as "In Place," provide evidence such as documents, data, descriptions, minutes of meetings etc.

| |
|---|
| Critical Elements |
| State Leadership Team |
| Family Engagement |
| Implementation and Demonstration Programs/Sites |
| Professional Development |
| Evaluation/Data-Based Decision Making |

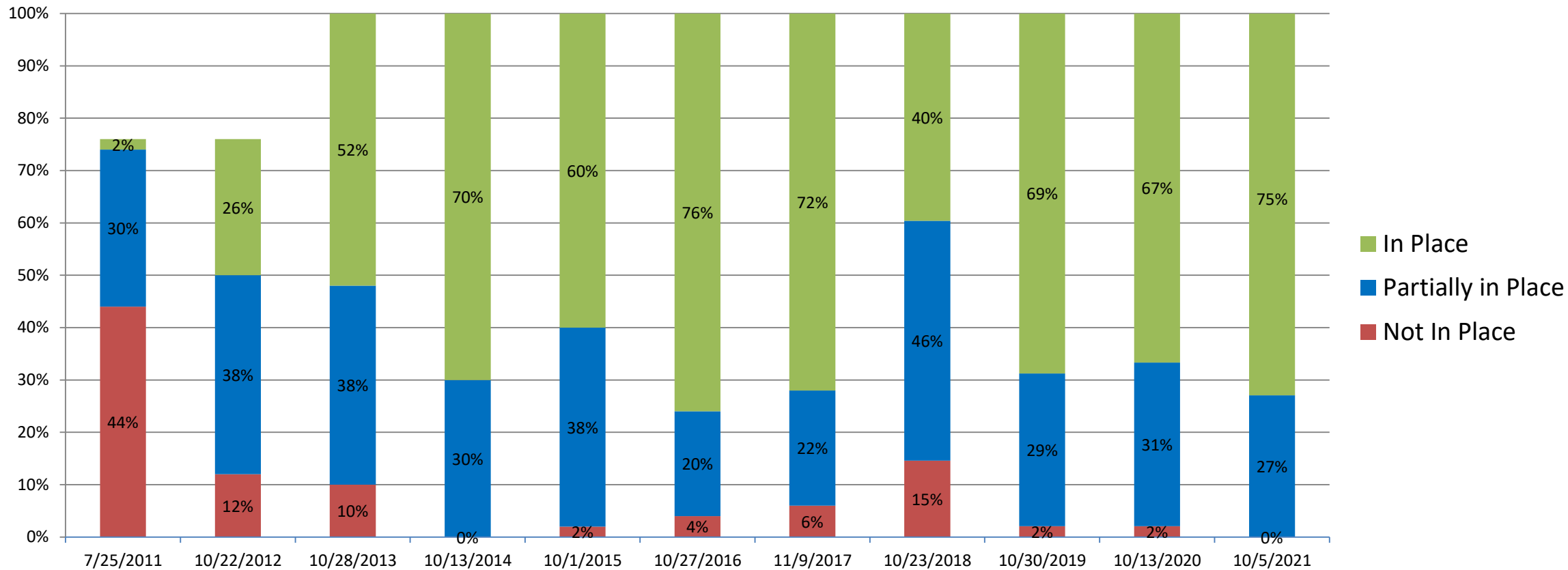
October 2021 Benchmarks of Quality rating

- **Jeanette Paulson**- Wisconsin Early Childhood Association
- Erin Gernetzke - DCF Bureau of YoungStar
- Jason Rahn- DCF Bureau of YoungStar
- Sherry Kimball- DPI Office of Early Learning
- Abbe Braun- Supporting Families Together Association
- Yuliana Manriquez- Rtl Center
- Christine Moldenhauer-The Registry, Inc.
- Tiffany Swain- WI Model Early Learning Standards/ Wisconsin Early Childhood Collaborating Partners
- Jess Nichols- DPI, Early Childhood
- Staci Sontoski- Wisconsin Child Welfare Professional Development System
- Jillian Clemens- Head Start Collaboration Office
- Amy Alt- City of Madison Accreditation/ External Coach
- **Kath McGurk**- DCF Bureau of Regulation
- Lana Skhlyar Nenide- Wisconsin Alliance for Infant Mental Health
- Marisa Kahler- WI-AIMH- data
- Jenny Durand- WI-AIMH- community coaching

| Critical Elements |
|---|
| State Leadership Team |
| Family Engagement |
| Implementation and Demonstration Programs/Sites |
| Professional Development |
| Evaluation/Data-Based Decision Making |

October 2021 Wisconsin Pyramid Model Benchmarks of Quality

WI Pyramid Model State Leadership team
Rates of implementation





The Pyramid Model for Promoting Social Emotional Competence in Infants and Young Children:

State-Wide Implementation in Early Care and Education Programs



State Leadership Team

Implementation Examples

Statewide Implementation in Wisconsin

Wisconsin has been building the capacity of early childhood programs and practitioners to implement the Pyramid Model since 2009. A state leadership team works to build and guide this effort to provide Pyramid Model training and support to practitioners and leaders in child care, public preschool, early childhood special education, family resource centers, and Head Start programs.

In 2016, an evaluation of the Pyramid Model work in two Wisconsin communities found that children in Pyramid Model programs had better social and emotional skills and less problematic behavior than children in non-Pyramid Model programs. The positive outcomes achieved through the implementation of the Pyramid Model resulted in a substantial funding allocation for the work from the State Department of Children and Families.

The Wisconsin Alliance for Infant Mental Health coordinates the Wisconsin Pyramid Model Initiative (<https://wiaimh.org/pyramid-model-honoring>). Services include state and regional coordination of training for early childhood practitioners and infant and early childhood mental health consultants in Pyramid Practices, guiding regional Pyramid Model communities of practice, providing training and coaching support for program-wide implementation within communities, and promoting intentional integration of infant mental health consultation and Pyramid Model coaching. By 2019, the Wisconsin Pyramid Model effort provided training and implementation support to 112 implementation sites, 120 trainers, 305 classroom coaches, and 10 implementation coaches to support programs in their program-wide implementation.

toddler classrooms and one representative of preschool classrooms. The assistant director received additional training and support to build the needed skills to serve as a practitioner coach. The practitioner coach supports teachers in their use of Pyramid Model practices in their classrooms. The practitioner coach and the leadership team use TPOT and TPITOS to assess teacher strengths and needs and to see growth in their practices over time.

CAFH has also successfully teamed with teachers and families to support children needing more intensive supports in the classrooms. Teachers involved in teaming to develop behavior plans have reported great success with decreasing individual children's challenging behavior.

| Critical Elements |
|---|
| State Leadership Team |
| Family Engagement |
| Implementation and Demonstration Programs/Sites |
| Professional Development |
| Evaluation/Data-Based Decision Making |

Wisconsin State
Pyramid Model Implementation Data System
Teach. Coach. Change.

Dashboards News Reports julie.be

This is a testing site, any information entered is subject to change or deletion without notice.

Welcome to the Pyramid Model Implementation Data System!

This is a Test Site

Disable Fireworks

News All News

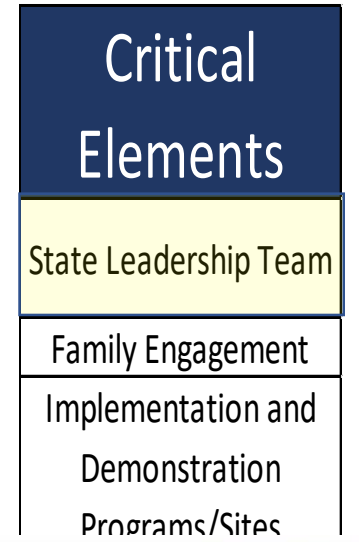
09/21/2021 (Application)

- New publish as of 09/21/2021 at 12:30 PM ET.
- Added the new BIR Children/Classroom Total Incidents report to the system.
- This report can be used to analyze the total number of BIRs grouped by classrooms, children, or both.

09/20/2021 (Application)

- New publish as of 09/20/2021 at 12:11 PM ET.
- Updated the BIR Program Incidents Summary report to include 3 new sections with graphs and tables at the start of the report.
- Updated the BIR Program Incidents Summary report to allow the usage of

Hide News



weca Wednesdays with WECA: Pyramid Model Success Stories Recorded Live
Wisconsin Early Childhood Association

Jennifer Hilgendorf

Dr. Tanya Johnson

Rena Community Care

Nar Doumbya (She, her, he...)

Tricia (Future All-Star's Ac...)

Guiding Providers in Supporting the Social-Emotional Needs of Young Children during the Pandemic

NCPMI

Within the Framework Webinar Series

Guiding Providers in Supporting the Social-Emotional Needs of Young Children during the Pandemic and Other Traumatic Events

Mary Louise Hemmeter, Vanderbilt University
Nicole Garro, Child Care Aware of America
Rose Sharent, Child Care Council, Inc.
Jamie Trampe Brassfield, Family & Child Care Resources of N.E.W.

September 29, 2021

National Center for Pyramid Model INNOVATIONS
ChallengingBehavior.org

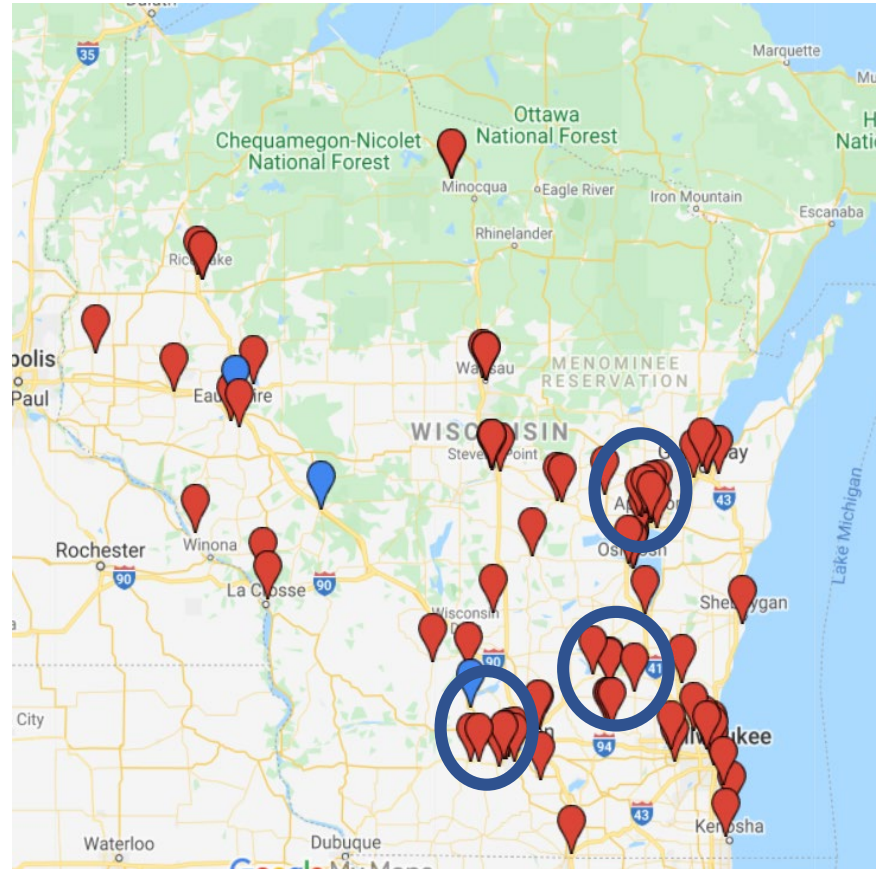
MORE VIDEOS

0:12 / 56:55

YouTube

Implementation and Demonstration Programs/ Sites

- 15.5 cohorts of program-wide implementation sites
 - 67 implementing programs
 - 143 individual sites
 - 35 of those individual sites are involved with the 3 communities doing community-wide implementation of the Pyramid Model.



| Critical Elements |
|---|
| State Leadership Team |
| Family Engagement |
| Implementation and Demonstration Programs/Sites |
| Professional Development |
| Evaluation/Data-Based Decision Making |

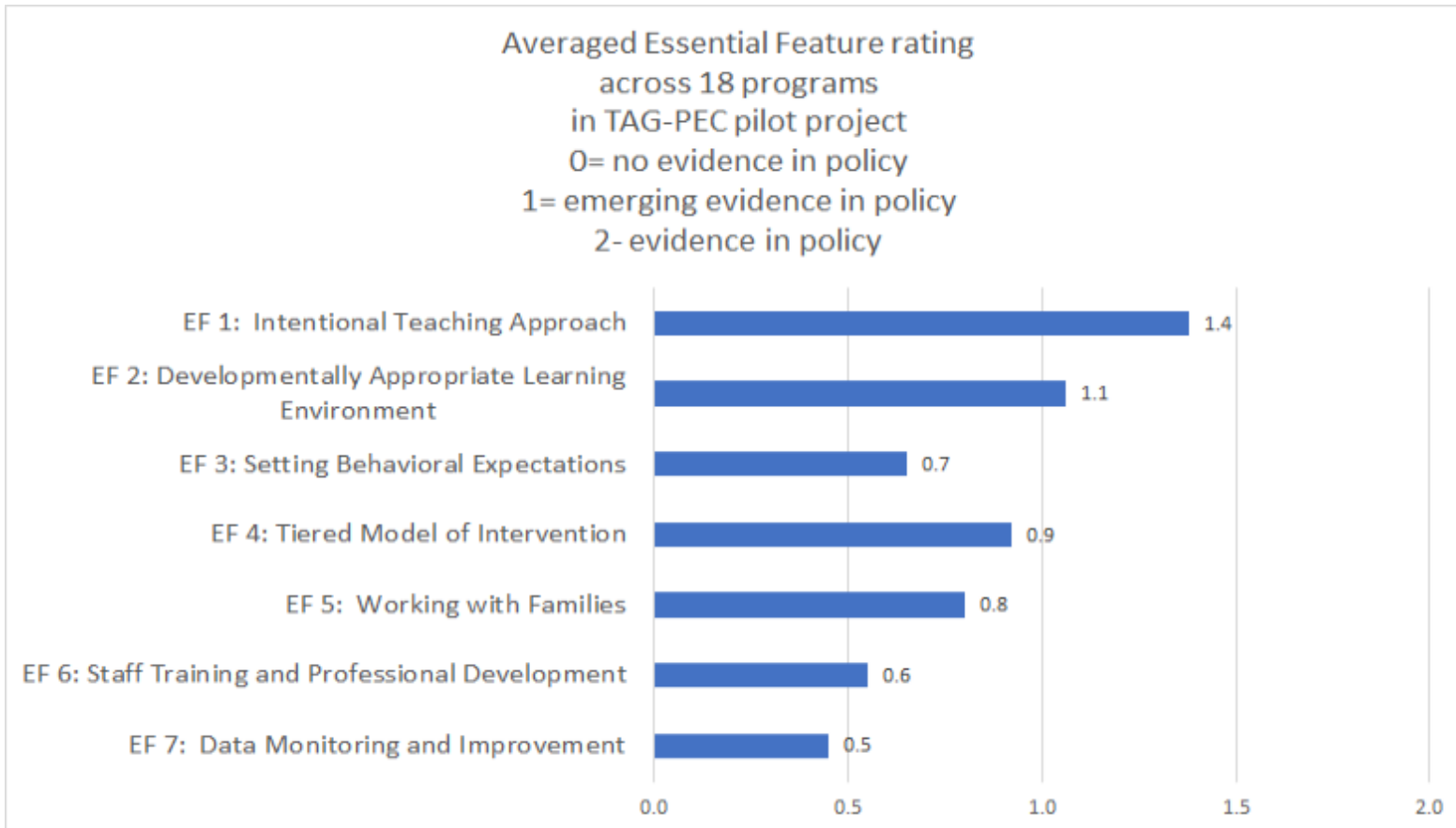
Exploring expansion: Implementation and Demonstration Programs/ Sites

Two expansion projects:

- Using TPITOS or TPOT to provide Practice Based Coaching in **Family Child Care**
- Creating training and data support for **Community Benchmarks of Quality guided Implementation**

| Critical Elements |
|---|
| State Leadership Team |
| Family Engagement |
| Implementation and Demonstration Programs/Sites |
| Professional Development |
| Evaluation/Data-Based Decision Making |

Teaching and Guidance Policy exemplars



Professional Development

Access

Support

Acknowledgement



Pyramid

Del nacimiento a los 5 años - Paquete de Módulos ePirámide

Tiene acceso a este módulo durante 365 días después de la compra. Si tiene algún problema con la compra, póngase en contacto con support@trifoia.com

Opportunity: Pyramid Model External Coach

Wisconsin Alliance for Infant Mental Health (WI-AIMH) is a statewide nonprofit which promotes infant and early childhood mental health and healthy social and emotional development through raising public awareness, developing professional capacity and advocating for policies which are in the best interest of infants, young children and their families to reach their fullest potential through nurturing and unity and culture.

External Coach Orientation

September 14th, 2021

Wisconsin Pyramid Model Training Options

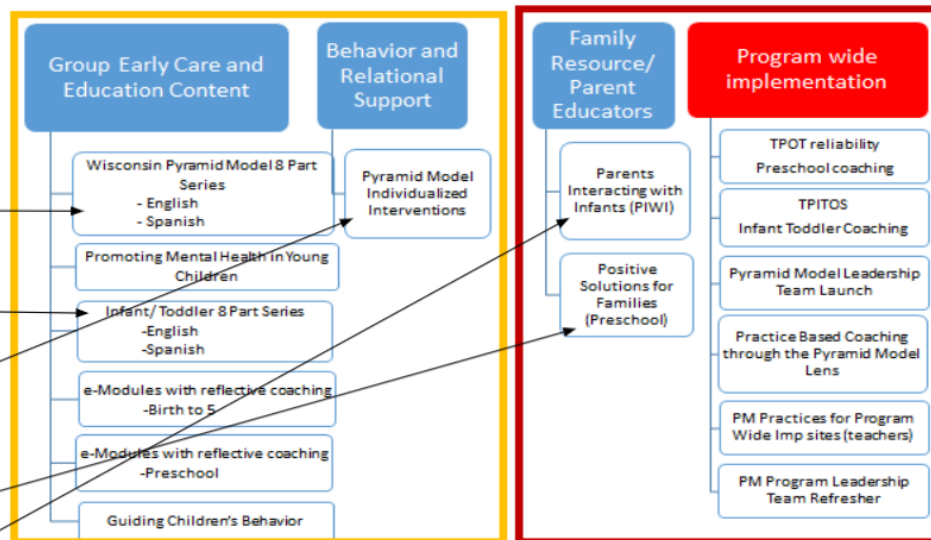
Small Work group editing content fall 2021

Ongoing pilots Roll out in early 2022

Cadre of IMH and ECE folks - stay tuned

Updated by NCPMI Being piloted in WI

Building cadre of trainers



Gold= practitioner training

Red= academy offerings

| Critical Elements |
|---|
| State Leadership Team |
| Family Engagement |
| Implementation and Demonstration Programs/Sites |
| Professional Development |
| Evaluation/Data-Based Decision Making |





Evidence for Professional Development

Access

Support

Acknowledgement

Stay Connected

| | | | |
|--|--|--|--|
|  |  |  |  |
| <p>WHO</p> <p>Wisconsin Pyramid Model trainers and technical assistance providers, members of program wide implementation leadership teams, community-based providers of Infant and Early Childhood Mental Health Consultation, PIWI and Positive Solutions for Families facilitators, WECCP Regional Outreach Specialist and supports.</p> | <p>WHO</p> <p>Members of Wisconsin Pyramid Model program wide leadership teams, external coaches of Wisconsin Pyramid Model teams, Wisconsin Pyramid Model training and technical assistance providers interested in learning more about program-wide implementation of the Pyramid Model.</p> <p>WHEN</p> | <p>WHO</p> <p>Wisconsin-based internal coaches who provide practice based coaching as part of program wide implementation of the Pyramid Model; External Pyramid Model coaches who support practice-based coaching.</p> <p>WHEN</p> <p>1-2:00 pm 2nd Thursday of the month</p> | <p>WHO</p> <p>Wisconsin Pyramid Model external coaches who provide services in connection with the Wisconsin Alliance for Infant Mental Health.</p> <p>WHEN</p> <p>1-2:00 pm 3rd Thursday of the month</p> <p>WHY</p> |

Programs Pyramid Model Membership Resources


- Wisconsin Pyramid Model Home
- Connect with your Regional Lead
- Data System Resources
- Find a PM Trainer
- Find a PM Training Implementation
- Learn about the Pyramid Model
- PM Helpful Links
- Resources
- Stay Connected
- State Leadership Team Updates
- Upcoming Training



RESOURCES FOR TRAINERS



RESOURCES FOR PROFESSIONALS



PIDS Data System Resources

DATA SYSTEM RESOURCES



PROGRAM-WIDE SITE RESOURCES

The Pyramid Model Buzz




RESOURCES FOR FAMILIES

Evidence for Professional Development

Access

Support

Acknowledgement



What does this mean for you.....

- IMH-Endorsement[®] Competencies are cross-walked with Pyramid Model Training
- Supporting trainers for earn Endorsement:

Elements of DRAFT criteria

Verification

- Active Program Leadership Team
 - Shared Leadership
 - Mission Statement
 - Program Wide Self-Assessment
 - Behavior Guidance
 - Shared Expectations
- Professional Development
 - Social and Emotional Training
 - Culturally Responsive Practices
 - Practice Based Coaching
- Data Based Decision Making
 - Data Collection
 - Data Review
- Family Engagement
 - Family Engagement
- Individualized Supports
 - Individualized Plans and Supports
 - Social and Emotional Developmental Screener

Formal observation



- Data verification from Pyramid Model Implementation Data System (PIDS)
 - TPITOS report (s)
 - TPOT report (s)

- Climate of Healthy Interactions for Learning and Development (CHILD)

Early Childhood Mental Health Endorsement[®]


Family Engagement Evidence

Filters


Category: All | Resource Type: All | Audience: Families | Language: All

Show 10 entries

| Resource | Type | Category |
|---|----------------|---|
| Guiding Providers in Supporting the Social-Emotional Needs of Young Children during the Pandemic and Other Traumatic Events | Webinar | Training, Early Childhood Mental Health Consultation, Within the Framework Webinar Series |
| Peer Mediated Social Skills and Visual Supports (Ojibwe) | Visual Support | Practical Strategies, Teaching Social Emotional Skills |



PIWI: Parents Interacting with Infants



Developed by Tweety Yates and Jeanette McCollum

WI Pyramid Model Family Survey



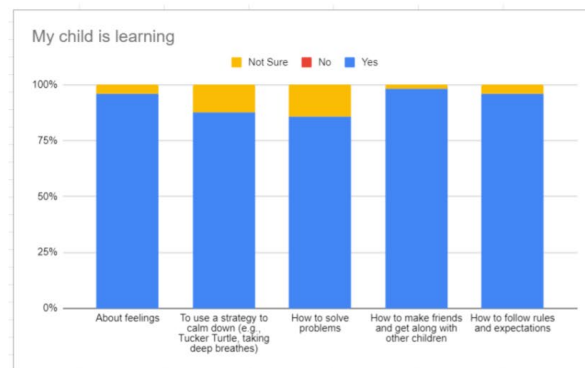
Wisconsin Pyramid Model Family Survey

Dear Families

You might know that your child (children) attend a program working on using Pyramid Model practices that promote social and emotional well-being. We are very interested in your opinion about your and your child's experience in the program. Please, consider responding to this quick survey. Your responses are confidential and will help us better understand your experiences in the program. We will use the information to provide encouragement and support to our teachers so that they can continue to meet the needs of all children and families we serve.

If you have more than one child in the program, think of your overall experience when answering the questions.

Thank you very much!



Critical Elements

State Leadership Team

Family Engagement

Implementation and Demonstration Programs/Sites

Professional Development

Evaluation/Data-Based Decision Making

Evidence: Data-based Decision Making

Critical Elements

State Leadership Team

Family Engagement

Implementation and Demonstration Programs/Sites

Professional Development

Evaluation/Data-Based Decision Making

Wisconsin State
Pyramid Model Implementation Data System
Teach. Coach. Change.

Home

ASQ:SE Screenings **286**

Other Social Emotional Screenings **0**

Behavior Incident Reports **507**

Benchmarks Of Quality 2.0 Forms **58**

Benchmarks Of Quality FCC Forms **0**

Children **1388**

Classrooms **297**

Classroom Coaching Logs **1**

Employees **516**

TPITOS Observations **25**

TPOT Observations **42**

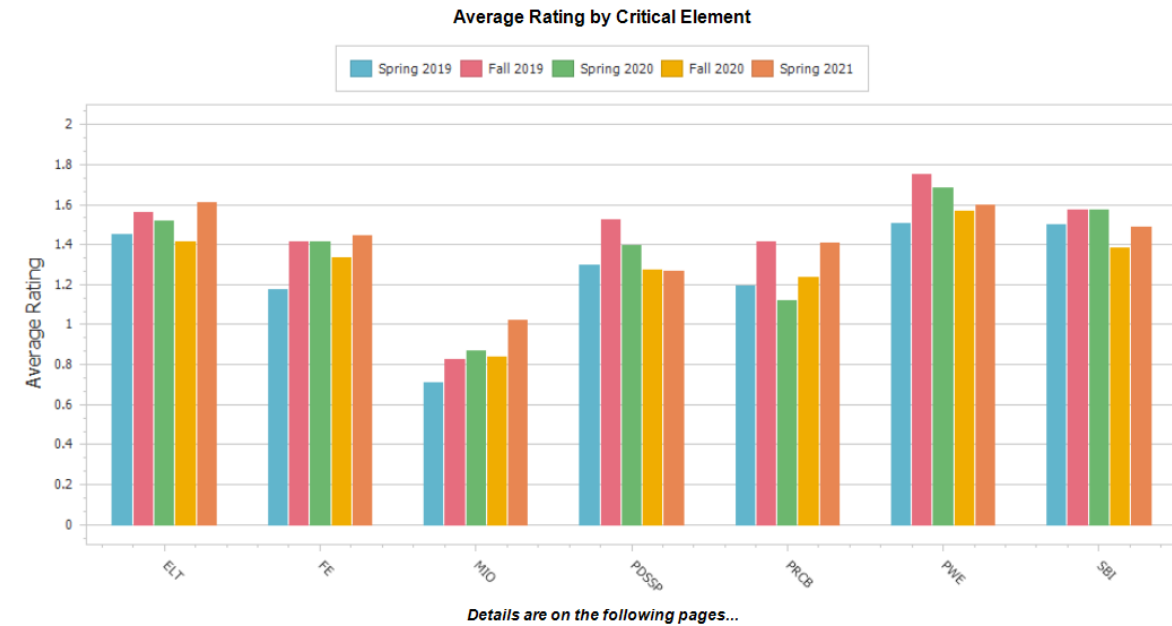
Uploaded Files **2**


Welco

+ Show News

Wisconsin State
Pyramid Model Implementation Data System
Teach. Coach. Change.

Benchmarks of Quality Trend Report

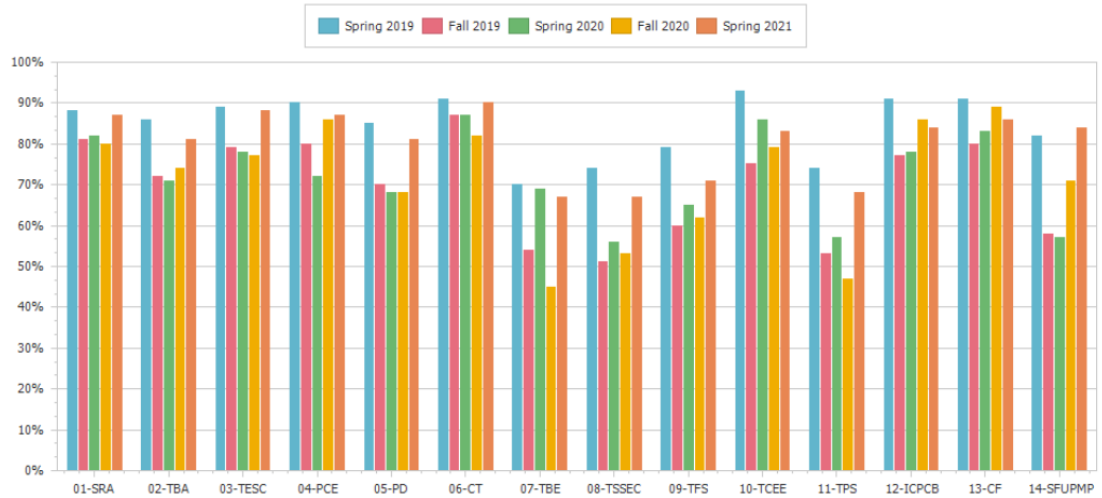




**Wisconsin State
Pyramid Model Implementation Data System**
Teach. Coach. Change.

TPOT Trend Report

First Form Date: 01/24/2019 **Number of Forms Included:** 147
Last Form Date: 06/14/2021

Percentage of Indicators Observed by Item

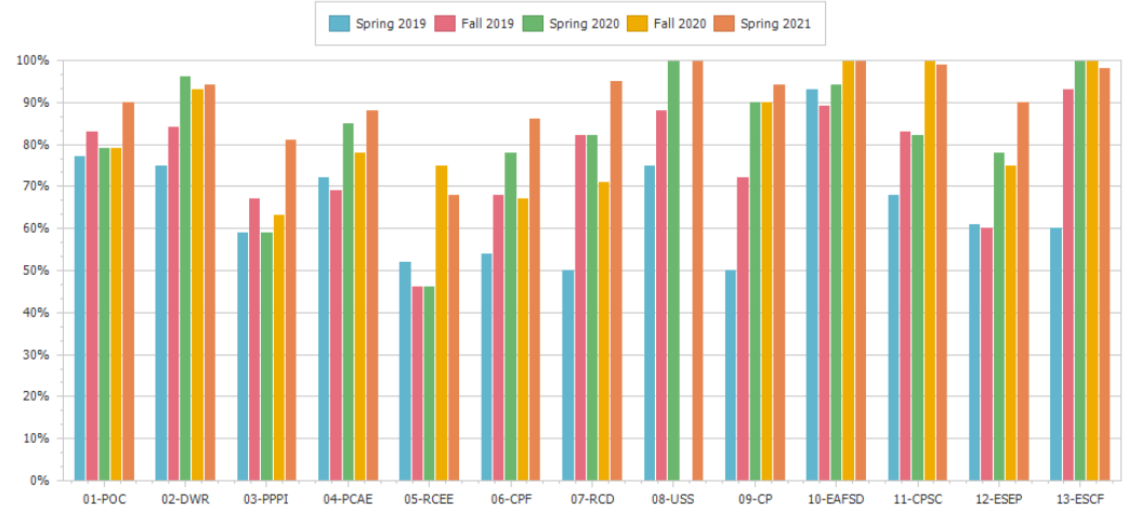


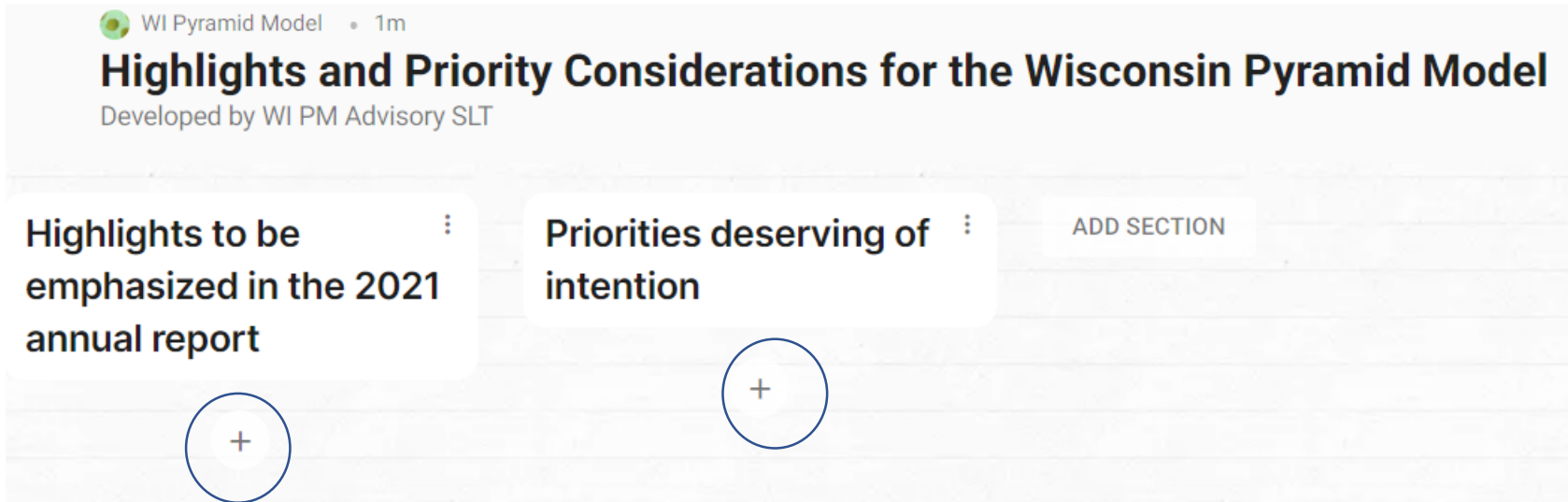

**Wisconsin State
Pyramid Model Implementation Data System**
Teach. Coach. Change.

TPITOS Trend Report

First Form Date: 04/18/2019 **Number of Forms Included:** 35
Last Form Date: 06/10/2021

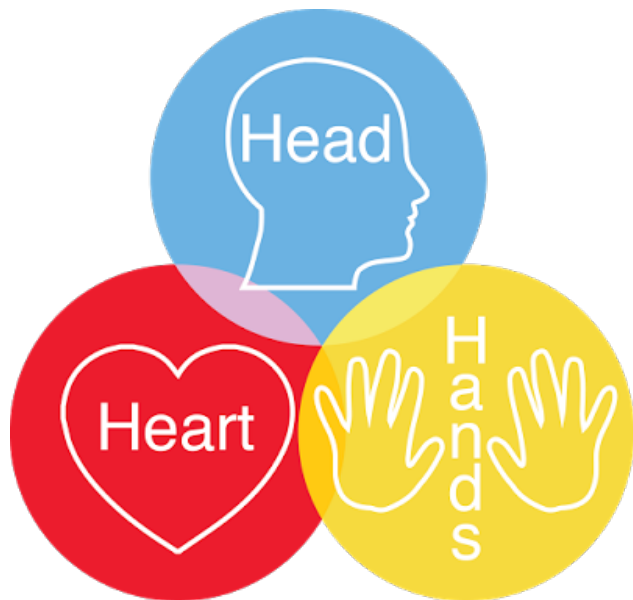
Percentage of Indicators Observed by Item





What do others need to know? Highlights for annual report

What are priorities deserving of intention by the Wisconsin Pyramid Model effort?



- Core Team
- Advisory Team 2022 meeting dates:
 - April 7th (1pm to 3pm)
 - October 18th (1pm to 3pm)
- WI-AMH Pyramid Model coordination
 - Workgroups
 - Social and Emotional Program Acknowledgement
 - TAG-PEC policy
 - Training editing
 - Supporting families
 - Equity inventory and recommendations